



OpenFabrics Alliance

Interoperability Logo Group (OFILG)

July 2017 Logo Report



UNH-IOL – 21 Madbury Rd., Suite 100 – Durham, NH 03824 – +1-603-862-0090
OpenFabrics Interoperability Logo Group (OFILG) – ofalab@iol.unh.edu

Tatyana Nikolova
 Intel
 1300 S. Mopac Expressway
 Austin, TX 78746

Date: August 29, 2017
 Report Revision: 1.0
 OFED Version: OFED 4.8
 OS Version: Scientific Linux 7.3

Enclosed are the results from OFA Logo testing performed on the following device under test (DUT):

Intel X722 RNIC
Intel NEO20 RNIC

The test suite referenced in this report is available at the UNH-IOL website. Release 2.05-v2 (2017-03-22) was used.

<http://www.iol.unh.edu/ofatestplan>

The following table highlights the Mandatory test results required for the OpenFabrics Interoperability Logo for the DUT per the Test Plan referenced above and the current OpenFabrics Interoperability Logo Program (OFILP).

Test Procedures	IWG Test Status	Result/Notes
12.1: Ethernet Link Initialization	Mandatory	Pass
13.4: TI uDAPL	Mandatory	Pass
13.5: TI RDMA Basic Interoperability	Mandatory	Pass
13.6: TI RDMA Stress	Mandatory	Pass
13.7: TI MPI – Open MPI	Mandatory	Pass

Summary of all results follows on the second page of this report.
 For specific details regarding issues, please see the corresponding test result.

Testing Completed August 29, 2017 _____

Reviewed & Issued Septe 5, 2017

Stefan Oesterreich
soesterreich@iol.unh.edu
 Adam LeBlanc
aleblanc@iol.unh.edu

Bob Noseworthy
ren@iol.unh.edu

Result Summary

The Following table summarizes all results from the event pertinent to this iWARP device class.

Test Procedures	IWG Test Status	Result/Notes
11.7: TI iSER	Beta	Not Tested
12.1: Ethernet Link Initialization	Mandatory	Pass
13.2: TI NFS over RDMA	Beta	Not Tested
13.4: TI uDAPL	Mandatory	Pass
13.5: TI RDMA Basic Interoperability	Mandatory	Pass
13.6: TI RDMA Stress	Mandatory	Pass
13.7: TI MPI – Open MPI	Mandatory	Pass

Digital Signature Information

This document was created using an Adobe digital signature. A digital signature helps to ensure the authenticity of the document, but only in this digital format. For information on how to verify this document's integrity proceed to the following site:

<http://www.iol.unh.edu/certifyDoc/>



If the document status still indicates "Validity of author NOT confirmed", then please contact the UNH-IOL to confirm the document's authenticity. To further validate the certificate integrity, Adobe 6.0 or later should report the following fingerprint information:

MD5 Fingerprint: 7B 9B 0C 40 55 27 86 C0 F7 4A A3 45 DB F9 40 6E
SHA-1 Fingerprint: 03 59 97 71 28 ED 17 7F 1A 83 C5 D0 1D A8 2B 98 3E 2F 0F E7

Report Revision History

- v1.0 Initial Release

Configuration Files

Description	Attachment
Scientific Linux 7.3 Configuration File	
OFED 4.8 Configuration File	

Result Key

The following table contains possible results and their meanings:

Result:	Description:
PASS	The Device Under Test (DUT) was observed to exhibit conformant behavior.
PASS with Comments	The DUT was observed to exhibit conformant behavior however an additional explanation of the situation is included.
FAIL	The DUT was observed to exhibit non-conformant behavior.
Qualified PASS	The DUT was observed to exhibit conformant behavior, with the exception of fault(s) or defect(s) which were previously known.
Warning	The DUT was observed to exhibit behavior that is not recommended.
Informative	Results are for informative purposes only and are not judged on a pass or fail basis.
Refer to Comments	From the observations, a valid pass or fail could not be determined. An additional explanation of the situation is included.
Not Supported	The DUT does not support the technology required to perform this test.
Not Available	Due to testing station limitations or time limitations, the tests could not be performed.
Borderline	The observed values of the specific parameters are valid at one extreme and invalid at the other.
Not Tested	Not tested due to the time constraints of the test period.

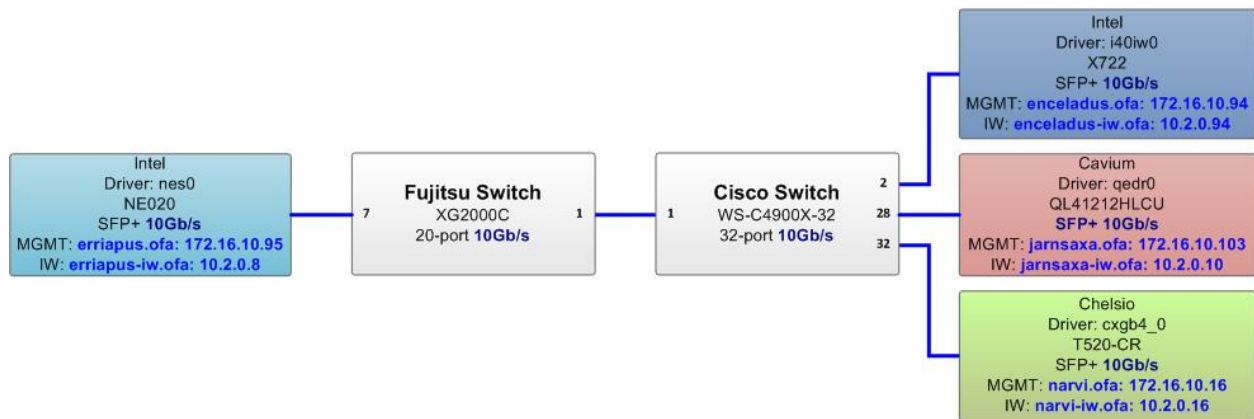
DUT and Test Setup Information

The iWARP fabric configuration utilized for all testing is shown below.

July 2017 Debug
 iWARP Topology

Ethernet Addressing
 <hostname>.ofa

iWarp Addressing
 <hostname>-iw.ofa



DUT Details			
Manufacturer:	Intel	Firmware Revision:	0.2
Model:	X722	Hardware Revision:	0x0
Speed:	10Gb/s	Located in Host:	tarvos
Additional Comments / Notes:			
Linux kernel 4.8 was used for this device.			

DUT Details			
Manufacturer:	Intel	Firmware Revision:	3.23
Model:	NE020	Hardware Revision:	0x5
Speed:	10Gb/s	Located in Host:	erriapus
Additional Comments / Notes:			

Mandatory Tests – IW Device Test Results:

12.1: Ethernet Link Initialization

Test Result	Pass
Result Discussion:	
All devices were shown to link and pass traffic to all other devices in a back-to-back configuration under nominal (unstressed) conditions.	

13.4: TI uDAPL

Test Result	Pass
Discussion:	
All devices were shown to communicate correctly using the Direct Access Programming Library, by use of the Linux dapltest tool.	

13.5: TI RDMA Basic Interoperability

Test Result	Pass
Discussion:	
All devices were shown to correctly exchange core RDMA operations across a simple network path under nominal (unstressed) conditions. Each HCA acted as both a client and a server for all tests.	

13.6: TI RDMA Stress

	Switch Load	Switch Fan In
Test Result	Pass	Pass
Discussion:		
All switches were seen to properly handle a large load as indicated by the successful completion of control communications between two RNICs while other RNICs in the fabric were used to generate traffic in order to put a high load on the switch.		

13.7: TI MPI – Open MPI

Test Result	Pass
Discussion:	
MPI Benchmarks were performed between all HCAs and were observed to exhibit the proper behavior.	